



TOTAL FIRE GROUP LTD

Fire Risk Assessment

Conducted at:

West View Court
Wythenshawe
Manchester
M22 4LQ



07 June 2021



Certificate Number	LS	0207296
--------------------	----	---------



Life Safety Fire Risk Assessment
Silver Approved Scheme
CERTIFICATE OF CONFORMITY



This certificate is issued by the Approved Company named in Part 1 of the Schedule in respect of the fire risk assessment provided for the person(s) or organisation named in Part 2 of the Schedule at the premises and / or part of the premises identified in Part 3 of the schedule.

SCHEDULE		
Part 1	NSI Life Safety Fire Risk Assessment Silver Approved Organisation	
	Total Fire Group Ltd	
	BAFE Registration Number	
	NSI 00330	
Part 2	Name of Client	
	Wythenshawe Community Housing Group Limited	
Part 3	Address of premises for which the fire risk assessment was carried out	
	West View Court, Wythenshawe, Manchester, M22 4LQ	
	Part or parts of the premises to which the fire risk assessment applies	
	The common parts only.	
Part 4	Brief description of the scope and purpose of the fire risk assessment	
	In compliance with Article 9(1) of the RRFSA 2005.	
Part 5	Effective date of the fire risk assessment	07/06/2021
Part 6	Recommended date for review of the fire risk assessment	07/06/2022

We, being currently a NSI Approved organisation in respect of fire risk assessment identified in the above schedule, certify that the fire risk assessment referred to in the above schedule complies with the Specification identified in the above schedule and with all other requirements as currently laid down within BAFE SP205 Scheme in respect of such fire risk assessment.

Signed (for and on behalf of the issuing Approved organisation)	
Job Title	Senior Fire Safety Consultant
Date	

Life Safety Fire Risk Assessment Silver is an Approval Scheme of Insight Certification Ltd, Sentinel House, 5 Reform Road, Maidenhead, Berkshire. SL6 8BY
BAFE, Bridges 2, The Fire Service College, London Road, Merton-in-Marsh, GL56 0RH

1. This certificate is used subject to NSI Regulations and Rules of the NSI LIFE SAFETY FIRE RISK ASSESSMENT SILVER Approval Scheme.
2. NSI reserves the right to conduct an audit by an authorised NSI representative during normal business hours, with the permission of the customer, of the fire risk assessment and its related premises in order to ensure that the said risk assessment complies with BAFE Scheme document SP205-1 (the Scheme) Section 7 and generally.
3. NSI requires every NSI LIFE SAFETY FIRE RISK ASSESSMENT SILVER Approved Company to issue a Certificate of Conformity in accordance with the Scheme for all fire risk assessments it carries out that wholly or partly address life safety.
4. The Certificate of Conformity when completed is a clear statement that the Approved Company conducted the fire risk assessment for life safety, it is suitable and sufficient and compliant with the BAFE SP205-1 Scheme document and is certified by a registered competent fire risk assessor.
5. Where life safety and other aspects of fire protection are addressed in the same fire risk assessment a Certificate of Conformity shall be issued but the certificate shall make clear that the certificate applies only to the life safety aspects of the fire risk assessment and not further or otherwise.
6. Should the customer be dissatisfied with the fire risk assessment covered by this certificate, he/she should at first contact the Approved Company at its local office. If satisfaction is not obtained, the customer should address a written complaint to the customer services department at the head office of the Approved Company. If the customer remains dissatisfied, he/she may address a written complaint, outlining the nature of his/her dissatisfaction and the circumstances of the fire risk assessor company's response, to the Customer Care Manager at NSI.

NSI will not normally consider complaints unless the Approved Company has been given the opportunity to resolve the dispute as set out above.

Subject thereto and as hereinafter provided, NSI will endeavour to assist in the resolution of the dispute between the contracting parties, provided always that NSI will not deal with or be involved in any discussions or negotiations with either party with regard to financial or other loss, claims or potential loss claims, outstanding payments or construction and/or interpretation of the Approved Company's terms and conditions of contract.

NSI shall not be liable for any act or omission arising from any assistance it may provide as hereinbefore provided unless such act or omission is shown to have been fraudulent or deceitful.

7. This Certificate confirms conformity with the requirements of BAFE Scheme document SP205-1 applicable at the date of issue by the issuing company. NSI does not undertake to investigate any query or complaint in relation to future changes to BAFE scheme documents, policies or other regulations that render the fire risk assessment in need of further updating. In that event, the appropriate update should be carried out by a company holding NSI LIFE SAFETY FIRE RISK ASSESSMENT Approval.
8. NSI does not accept any responsibility or liability for any fire risk assessment produced by the Approved Company
9. Unless the issuing company's obligation to NSI in respect of the fire risk assessment are undertaken by another NSI Approved Company, NSI will not enforce its Rules or Standards on the Approved Company or on its successor in business in respect of any fire risk assessments after the issuing company ceases to hold NSI LIFE SAFETY FIRE RISK ASSESSMENT Approval.
10. The Certificate is issued subject to the terms and conditions of the company issuing the certificate for the fire risk assessment service.
11. On this certificate and in these terms and conditions, where the context permits, the reference to the issuing company shall include any Approved Company who shall undertake the issuing company's obligations to NSI in respect of the fire risk assessment.

Note.

"SP205" is a Scheme Document published by the British Approvals for Fire Equipment (BAFE).

Contents

TERMS AND CONDITIONS OF BUSINESS	5
Part 2: References and Methodology Index	6
Part 2: References and Methodology Index continued	7
1.0 Fire Risk Assessment Details	9
2.0 General Premises Details	11
3.0 Overall Risk Rating	13
4.0 Dangerous, Flammable, Combustible Materials & Substances	14
5.0 Interior Furnishings	15
6.0 Heating and Electrical Appliances	16
7.0 Persons at Risk Audit	17
8.0 Escape	19
9.0 The Confinement of Fire	21
10.0 Fire Alarm System	26
11.0 Emergency Escape Lighting	27
12.0 Fire Fighting Equipment, Systems & Fixed Installations	28
13.0 Fire Safety Signs and Notices	29
14.0 General Fire Safety Procedures	30
15.0 Fire Safety Management	31
16.0 Fire Emergency Plan	32
17.0 Risk Analysis, Priority Ratings and Fire Risk Ratings	33
18.0 Summary of Findings	36
19.0 Recommendations	37
20.0 Commentaries	38

TERMS AND CONDITIONS OF BUSINESS

West View Court, Wythenshawe, Manchester, M22 4LQ

This fire risk assessment is in accordance with the full Terms and Conditions provided with our quotation that should be read in full. This fire risk assessment is made without prejudice to any requirements made by Local Authority, Building Control or by the local Fire Authority. Fire assessment and evaluation of risk is a dynamic and evolving process. The Assessment that we have prepared is based on the appearance of the premises/building, number of employees, internal layout and information provided on **Monday, 7 June 2021**

This fire risk assessment is prepared pursuant to our assessor's knowledge of the premises as disclosed to him/her by the occupier and following an inspection. The working of equipment not specifically checked by him/her is outside our knowledge and control. The risk assessment only identifies those areas of risk apparent at the date above in relation to the risks relating to fire. If there is a change in the structure of the premises/building, number of employees, layout or any other aspect that could impact upon fire safety the Responsible Person should ensure that no revision to the Assessment is required.

We have assessed the risk of fire to ensure legislative compliance and safety of relevant persons and have provided you with our Assessment. Ownership and implementation of the assessment is vital. We accept no responsibility for loss, damage or other liability arising from a fire, loss or injury due to the failure to observe the safety observance and practices identified in our Assessment. The Responsible Person will always remain responsible for the outcome of the Fire Risk Assessment or its review. We highlight that we recommend a periodic fire risk assessment review regardless of any changes in the structure, nature of business and employees. Total Fire Group Ltd accepts no liability where the recommended review date in the fire risk assessment has been exceeded, the information provided should not be relied upon 12 months from the date of the Assessment.

The submission of this Assessment constitutes neither a warranty of future results by Total Fire Group Ltd nor an assurance against risk. The Assessment represents only the best judgement of the consultant involved in its preparation, and is based, in part, on information provided by others. No liability whatsoever is accepted for the accuracy of such information.

Our recommendations are outlined in an Action Plan Summary. This sets out the measures it is considered necessary for you to take to satisfy the requirements of the Fire Safety Order and to protect people from fire. It is particularly important that you study the Action Plan, and, if any recommendation in the Action Plan is unclear, you should seek clarification. You are advised that this fire risk assessment forms only the foundation for management of fire safety in your premises and compliance with the Fire Safety Order. It is imperative you act on its recommendations and record what you have done. This will demonstrate to the enforcing authority your commitment to fire safety and to fulfilling your legal obligations. The Fire Safety Order requires that you keep your risk assessment under review. A date for routine review is given within the Assessment, but you should review the Assessment sooner should there be any reason to suspect it is no longer valid, if a significant change takes place or if a fire occurs.

The Fire Safety Order requires that you give effect to 'arrangements for the effective planning, organization, control, monitoring and review of the preventive and protective measures'. These are the measures that have been identified by the risk assessment as the general fire precautions you need to take to comply with the Fire Safety Order. You must record these arrangements. While this fire risk assessment is not the record of the fire safety arrangements to which the Fire Safety Order refers, much of the information contained in this Assessment will coincide with the information in that record. We have based our assessment on the situation we were able to observe while at the premises and on information provided to us, either verbally or in writing. No verification of full compliance with relevant British Standards was carried out. Our surveys do not involve destructive exposure, and it is not always possible to see in all rooms and areas, nor inspect less readily accessible areas such as above ceilings or voids. It is therefore necessary to rely on a degree of sampling and also reasonable assumptions and judgement.

Part 2: References and Methodology Index

A. Extracts from RRO (FS) 2005 Articles Part 2 – Fire Safety Duties:

- Article 8 – Duty to take general fire precautions
- Article 9 – Risk assessment
- Article 10 – Principles of prevention to be applied
- Article 11 – Fire safety arrangements
- Article 12 – Elimination or reduction of risks from dangerous substances
- Article 13 – Fire-fighting and fire detection
- Article 14 – Emergency routes and exits
- Article 15 – Procedures for serious and imminent danger and for danger areas
- Article 16 – Additional emergency measures in respect of dangerous substances
- Article 17 – Maintenance
- Article 18 – Safety assistance
- Article 19 – Provision of information to employees
- Article 20 – Provision of information to employers and the self-employed from outside undertakings
- Article 21 – Training
- Article 22 – Co-operation and co-ordination
- Article 23 – General duties of employees at work
- Article 37 – Fire-fighters' switches for luminous tube signs etc.
- Article 38 – Maintenance of measures provided for protection of fire fighters

Part 2: References and Methodology Index continued

B. The Fire Safety (Employees Capabilities) (England) Regulations 2010

C. Fire Safety Management

D. Information on Fire Alarm Systems

E. Information on Fire Fighting Equipment and Training

F. Information on Emergency Lighting

G. Information on Fire Safety Signs and Notices

H. Frequency Checks, Fire Safety Maintenance Log

I. Working with contractors

J. The Electricity at Work regulations 1989

K. Personal Emergency Evacuation Plan – Examples

L. FRA Review Information

M. Review Checklist

The following fire risk assessment has been conducted on behalf of:

Wythenshawe Community Housing Group Limited
Wythenshawe House, 8 Poundswick Lane, Wythenshawe, Manchester, Greater Manchester, M22 9TA

and relates only to the premises of:

West View Court, Wythenshawe, Manchester, M22 4LQ

All rights reserved. No part of this document may be reproduced, stored in a retrieval system, or transmitted in any form or by any means (electronic, mechanical, photocopying, recording or otherwise) without the permission of the copyright owner.

1.0 Fire Risk Assessment Details

Responsible person(s):

Wythenshawe Community Housing Group, 307 Greenwood Road, Wythenshawe, M22 9HD.

Person(s) consulted and landline contact number:

Diane Burrell Facilities Manager 0161 946 9191.

Fire Risk Assessor:

Garry Pritchard MIFireE, MIFSM, (Tier 3 Nationally Accredited Fire Risk Assessor 0138)

Audited by:

Mark O'Meara DMS, Eng Tech, MIFireE, MIFSM, (Tier 3 Nationally Accredited Fire Risk Assessor 0143)

Date fire risk assessment was conducted:

Monday, 7 June 2021

Time:

1.40 p.m.

Date of last FRA or FRA Review (if known)

08 Jun 2020

Suggested date for next review:

June 2022

Fire risk assessment limitations:

A Type 3 (Non-Destructive) Fire Risk Assessment (as detailed in the latest guidance document Fire Safety in Purpose Built Blocks of Flats) has been completed with access to Flats 20, 33 and 43. The Community Centre is included in this assessment. Access was made onto the roof and into the lift motor room. All the plant and ancillary rooms including the bio-mass room on the ground floor were viewed. A large sample of the riser cupboards throughout the premises was inspected. No access was made into the area above the false ceiling in the entrance area due to the height.

The assessment of the fire performance of the external wall construction and cladding is excluded from this assessment. Where commented on, advice is given to obtain a separate assessment as recommended in current MHCLG consolidated advice note (CAN) January 2020 and the Fire Industry Association (FIA) Guidance note June 2020.

All services or penetrations traversing fire resisting compartments were not confirmed as being sufficiently fire stopped with fire resisting material. Any locations that have been identified are highlighted in section 9. Where fire compartments/fire dampers/ceiling voids were considered inaccessible for safety reasons and could not be physically accessed or were outside the visual range of the assessor, technical comment on these areas cannot be provided. If there are reasons to

suspect the fire resistance within the building has not been sufficiently maintained the responsibility to provide this technical information rests with the duty holder.

There were no outstanding notices of deficiencies/enforcement action from the enforcing authority and the fire strategy document and “as built” plans issued on completion of the building/alterations were not observed.

This review document is part of the continuous management of fire safety within these premises and as such should be read in conjunction with the fire risk assessment or review as dated above.

Note

The following assessment has been conducted to assist the responsible person in compliance with the Regulatory Reform (Fire Safety) Order 2005. Although reference is made to relevant British Standards, Codes of Practice and Guides the Assessment will not, nor is it intended to, ensure compliance with any of the documents referred to in the Assessment. However, deviations from generally accepted codes, standards and universally recognised good fire safety practice will be clearly identified in the fire risk assessment.

2.0 General Premises Details

2.1 Number of floors:

9 including the ground floor. Plus the plant room on the roof.

2.2 Approximate building footprint:

540m²

2.3 Details of Construction and Premises:

The premises are a high rise residential block with deck access to the flats. The flats themselves have a hallway approach to the habitable rooms. The premises were constructed with concrete floors and stairway with external brick facings. The single stairway is located in the middle of the premises and leads into an open area on the ground floor between the main entrance and the Community Centre. The electricity room is located within this open area. The plant room for the bio-mass heating system is located on the gable end at the rear of the Community Centre. Adjacent to the entrance but with external access only is the caretaker's office, the bin room and the pump room. There is also a plant room on the roof. The entrance area contains two lifts and access into the communal laundry. A dry rising main is provided in the stairway which is permanently ventilated. The lifts are provided with an emergency back-up generator that is located at the rear of the premises adjacent to the bio-mass room. The flats have a hallway approach to the habitable rooms and they are provided with a BS 5389 Pt 6 fire alarm and detection system and sprinkler protection. The sprinkler system also extends in to other areas of the premises such as plant rooms. The existing fire alarm has been reconfigured to be a silent system and is now used as an emergency alert system for use by the Fire and Rescue Service only. Emergency lighting is fitted throughout.

2.4 Occupancy/Purpose Groups

The premises are classed as Purpose Group 1a Residential (Flat) as defined by Building Regulations Approved Document B 2006 Table D1.

2.5 Approximate maximum number of persons:

An assumption of two persons per flat.

2.6 Approximate maximum number of employees at any one time:

Limited to cleaning and maintenance staff.

2.7 Maximum number of members of the public:

Limited to visitors to the residents.

2.8 Occupants at Special Risk:

<i>Sleeping occupants</i>	
Persons familiar with the premises	Yes
Persons unfamiliar with the premises	No
<i>Occupants with disabilities</i>	
Mobility-impaired	Yes
Hearing-impaired	Yes
Learning difficulties	Yes
Occupants in remote areas	No
Others	No
Comments	
<p>Flats are general needs. Residents may be present with any combination of disabilities throughout the premises. WCHG should provide information and regularly remind tenants on the fire procedures by providing leaflets and where necessary encouraging new tenants to have a home fire safety check by the local fire service. Specific measures regarding tenants with any disabilities identified can be discussed and implemented following the home fire safety check in conjunction with relevant local community services.</p>	

2.9 Fire Loss Experience

None known.

3.0 Overall Risk Rating

Based on the findings within the fire risk assessment the overall risk ratings have been quantified as:

Risk to Life: Moderate.

This assessment has highlighted issues regarding the external walls and the standard of the individual flat entrance doors. However, the flats and other areas are provided with sprinkler protection, the compartmentation within the premises is complete and an Evacuation Alert System is available for use by the fire service. The risk to life is therefore considered to be moderate.

However, when the significant findings and recommendations identified within this Fire Risk Assessment are addressed the risk to life will be reduced to tolerable.

The risk rating has been determined after considering the fire risk rating matrix in section 17.0. In these premises it is considered that the risk of a fire occurring is unlikely and the likely consequences of harm from fire (should one occur) are moderate harm.

Risk to Property: Moderate

For the reasons stated above, the risk to property is considered to be moderate.

Risk to Business Continuity:

N/A

Note: The BAFE SP205-1 fire risk assessment certification relates to life safety only and not property or business continuity protection. The client should undertake further detailed assessment of risk for these areas if it considers necessary.

4.0 Dangerous, Flammable, Combustible Materials & Substances

IDENTIFYING THE FIRE HAZARDS

4.1	Are suitable arrangements in place to manage the elimination or reduction of risks from dangerous substances? (Article 12)?	N/A
4.2	Are there suitable additional emergency measures provided to safeguard all relevant persons from emergencies related to dangerous substances in or on the premises? (Article 16) ?	N/A
4.3	Have combustible or flammable materials used or stored in the premises been identified?	N/A
4.4	Are all combustible or flammable materials stored or stacked safely?	N/A
4.5	Has consideration been given to reduce the quantity held or has the use of non-combustible materials been considered?	N/A
4.6	Are all substances stored away from ignition sources?	N/A
4.7	Where flammable stores are provided, are they adequately ventilated and correctly marked?	N/A
4.8	Are all refuse bins sited where they will not affect the means of escape or pose a fire hazard?	N/A
4.9	Is all combustible waste removed on a regular basis?	N/A
4.10	Is the frequency of waste removal adequate?	N/A

4.0 Dangerous, Flammable, Combustible Materials & Substances: Finding(s)

Ref	SIGNIFICANT FINDINGS
None.	
Ref	RECOMMENDATIONS
None.	
Ref	COMMENTARY
4.1-4.2	Questions 4.1 and 4.2 relate to substances and materials which are subject to the "Dangerous Substances and Explosive Atmosphere Regulations 2002" (DSEAR). No substances or materials falling into the above regulations are stored or used inside the premises.

5.0 Interior Furnishings

5.1	Are all interior furnishings made from fire resisting materials? (The Furniture and Furnishings (Fire) (Safety) Regulations 1988 (as amended in 1989 & 1993))	Yes
5.2	Where appropriate are they retreated with flame retardant chemicals (theatre curtain etc.) or made from inherently flame retardant materials?	N/A
5.3	Are all items located away from ignition sources?	Yes
5.4	Is all furniture in a good condition i.e. free from tears in covers, burns or discolouring from heat?	Yes

5.0 Interior Furnishings: Finding(s)

Ref	SIGNIFICANT FINDINGS
-----	----------------------

None.

Ref	RECOMMENDATIONS
-----	-----------------

None.

Ref	COMMENTARY
-----	------------

5.1	At the time of the Fire Risk Assessment, the common areas such as the balconies and stairway were from furniture. The furniture inspected in the Community Room was in satisfactory condition. Where there is any doubt about furniture and other furnishings complying with the Furniture and Furnishing Regulations (Fire Safety) 1988, it is the duty of the responsible person to confirm the standard with the suppliers of new furniture.
-----	---

6.0 Heating and Electrical Appliances

6.1	Are portable or fixed heaters used?	Yes
6.2	Are all heaters fitted with suitable guards and located in positions away from combustible materials?	Yes
6.3	Are all heaters free from naked flames?	Yes
6.4	Has the use of safer alternatives been considered?	N/A
6.5	Are systems in place to ensure appliances are tested, repaired and maintained on a regular basis in accordance with the Electricity at Work Regulations, 1989?	Yes
6.6	Has the premise's electrical system undergone electrical safety checks?	Yes
6.7	Is there a procedure to prevent the use of unauthorised portable appliances?	Yes
6.8	Is the ventilation of all appliances adequate?	Yes
6.9	Are all appliances turned off when the area is unoccupied?	Yes
6.10	Are all appliances protected by the correct fuse rating?	Yes
6.11	Are systems in place to isolate any appliance with a blown fuse?	Yes
6.12	Are all appliances free from visible signs of overheating?	Yes
6.13	Are multi-point adapters and extension leads kept to a minimum?	Yes
6.14	Are walkways or escape routes free from trailed cables?	Yes
6.15	Are cables free from mechanical damage?	Yes
6.16	Do signs indicate all electrical hazards?	Yes
6.17	Are reasonable measures taken to prevent fires as a result of cooking?	N/A
6.18	Are filters changed and ductwork cleaned regularly?	N/A
6.19	Are suitable extinguishing appliances available?	N/A
6.20	Are legal or other requirements for testing, maintenance & record keeping complied with for equipment such as lifts, hoists, escalators, air handling systems, heating boilers, pressure vessels etc.?	Yes
6.21	Do the premises have a lightning protection system? (where required)	Yes
6.22	Have other potential sources of heat not listed above been considered?	Yes

6.0 Heating and Electrical Appliances: Finding(s)

Ref	SIGNIFICANT FINDINGS
	None.
Ref	RECOMMENDATIONS
	None.
Ref	COMMENTARY
6.0	As recommended in the previous Fire Risk Assessment, the excessive amount of dust within the bio-mass store has been removed.
6.1	There is no heating within the common areas. The Community Centre is heated by a separate central heating system. The individual flats are provided with a communal bio-mass heating system that has a gas back-up.
6.5	Portable appliance testing (PAT) is regularly carried out. It is highlighted that not all electrical devices need to be the subject of an annual PAT. The Health and Safety Executive (HSE) advocates a proportionate, risk-based approach to the maintenance of portable electrical appliances within the workplace. This guidance is simple and easy to follow and can be found on the HSE website "Maintaining Portable Electrical Equipment in a low risk environment."
6.6	Mains electrical tests are carried out. The date of the last test recorded for the high rise block was 3.10.17. and the date of the last test recorded for the Community Centre was 11.6.19.
6.20	All gas installations have safety checks carried out on a 10 month rolling programme of work. The lifts and laundry facilities are all maintained under contract. Records are kept on WCHG systems.
6.21	The lightning protection system is tested on an annual basis. The tests are recorded and all records are stored on WCHG systems.
6.22	No other sources of ignition were identified during this assessment.

7.0 Persons at Risk Audit

7.1	Does the actual occupancy of the premises/building conform with the occupancy figures contained in the relevant guide for the type of premises/purpose group?	Yes
7.2	Are the management/responsible person(s) aware of the occupancy restrictions for all rooms within the premises? i.e. function rooms, bars, conference facilities	Yes
7.3	Have the requirements of the Equality Act 2010 (permanent or temporary disabilities) for ALL persons been assessed and complied with where reasonable?	Yes
7.4	Have all disabled staff members been consulted and where agreed PEEPs. been prepared?	N/A
7.5	Have standard PEEPs. been prepared where disabled members of the public or visitors may reasonably be expected to resort to the premises?	N/A
7.6	Are disabled refuges provided?	N/A
7.7	Are members of staff trained in the evacuation of disabled or mobility impaired persons?	N/A
7.8	Are fire evacuation drills conducted at least annually, taking into account all employees, shift and casual workers, visitors and contractors where appropriate?	N/A
7.9	Are the results recorded? (People involved, time taken, learning outcomes).	N/A
7.10	Is the access of relevant persons controlled at all times? i.e. are public, visitors & contractors required to sign in?	Yes
7.11	Are relevant persons made aware of the fire and health and safety procedures on arrival? (i.e. fire procedure/building plan adjacent to signing in book etc.)	Yes
7.12	Are notices in place to inform of restricted access areas?	Yes
7.13	Are there designated fire marshals where appropriate for all areas to ensure all relevant persons are accounted for following an emergency?	N/A
7.14	Is sleeping accommodation provided for the staff, public, temporary residents etc.? (Hotels, boarding houses, probation hostels etc.).	N/A

7.0 Persons at Risk Audit: Finding(s)

Ref	SIGNIFICANT FINDINGS
	None.
Ref	RECOMMENDATIONS
	Observation
7.3	<p>Information regarding the residents who would require assistance to evacuate is now held in the WCHG CCTV control room which is staffed 24/7. Should an incident occur, an Assure 24 staff member will attend the premises and pass this information to the Fire and Rescue Service.</p> <p>Personal Emergency Evacuation Plans (PEEP) are currently not required in high rise general needs blocks of flats, however, following recommendations from the Grenfell Tower Inquiry Phase 1 report, the Home Office have intentions to make it a legal requirement to implement PEEPs in new and existing high rise flats by the introduction of regulations via Article 24 of the Fire Safety Order. This will require responsible persons to provide a tailored approach to evacuation for those residents who self-identify to WCHG that they would have difficulty self-evacuating in the event of a fire.</p>
	Recommended Actions
7.3	<p>Since WCHG already have details of vulnerable persons available via their Assure 24 fire alarm actuation procedures, they should consider the guidance in the current H.M. Government consultation for the preparation of Personal Emergency Evacuation Plans (PEEP's) for residents who self identify that they are unable to self evacuate.</p> <ul style="list-style-type: none"> • Best practice indicates templates should be aligned to H.M. Government guidance. • Current information should also follow recently released NFCC and FIA guidance on the provision of information to fire services on the location and regular updating of the information regarding PEEPs. • See also recommendation Section 12 of this assessment regarding Premises Information Boxes (PIB). <p>It is not implied that at this time there is a requirement in law for these systems to be installed in blocks of flats, the above information is provided for the client to pre-plan for the proposed changes to the fire safety order following the implementation of the fire safety bill. See Commentary 7.3.</p>
Ref	COMMENTARY
7.0	The building is general needs flats and individual PEEP's, evacuation drills and staff procedures are not required.
7.3	Residents may be present with any combination of disabilities throughout the premises. Individual PEEPs are not <u>currently</u> considered appropriate for general needs flats. It is not known if new tenants who occupy the flats have any disabilities but an assessment towards their ability to react to a fire within the premises should be undertaken on taking up residence.
7.3	<p>The consultant is making the responsible person aware of the following, which could require significant resources to implement should the proposals become a legal requirement. The Home office has recently published a consultation document entitled Personal Emergency Evacuation Plans in HighRise Residential Buildings – recommendations from the Grenfell Tower Inquiry Phase 1 report. The report includes the following proposals:</p> <ul style="list-style-type: none"> • Proposal 1: To require the Responsible Person to prepare a PEEP for every resident in a high-rise residential building who self-identifies to them as unable to self-evacuate (subject to the resident's voluntary self-identification) and to do so in consultation with them. • Proposal 2: To provide a PEEP template (Annex A) to assist the Responsible Person and the residents in completing the PEEP, and to support consistency at a national level. • Proposal 3: Proposal to require the Responsible Person to complete and keep up-to-date information about residents in their building who would have difficulty self evacuating in the event of a fire (and who have voluntarily self-identified as such), and to place it in an information box on the premises to assist effective evacuation during a rescue by the Fire and Rescue Service. • Proposal 4: In order to assist the Responsible Person and support consistency at a national level, to provide a template to capture the key information to be provided in the information box. <p>The current consultation on PEEPs can be found at: https://www.gov.uk/government/consultations/personal-emergency-evacuation-plans</p> <p>See Section 12 regarding current guidance on information required in Premises Information Boxes</p>
7.8	Various members of the WCHG staff including the caretaker are on the premises at different times. They are all familiar with the layout of the premises including the exit routes. Evacuation drills are not considered to be necessary.
7.10-7.11	Entry is controlled by the residents who are informed of any visitors via the intercom located adjacent to the main entrance door. Contractors are organised and controlled by WCHG.

8.0 Escape

8.1	Do travel distances meet the criteria given in the relevant HM Government guide and recognised industry norms and guidelines?	Yes
8.2	Are there a sufficient number of exits of suitable width from each area/room for the persons present?	Yes
8.3	Can you ordinarily expect the Fire Service to arrive in the event of a fire whilst the fire is in the room of origin?	Yes
8.4	Can you expect the premises to be evacuated within the standard times for the type of construction?	Yes
8.5	Are all escape routes available and accessible at all times?	Yes
8.6	Are all escape routes and stairways free from undesirable items? (E.g. portable heaters, cooking appliances, furniture, coat racks, vending/gaming machines, photocopiers, mirrors).	No
8.7	Do any inner rooms exist?	Yes
8.8	Are vision panels provided between the inner room & access room and is it adequate?	N/A
8.9	If the vision between the inner room and the access room is inadequate is smoke detection provided within the access room?	Yes
8.10	Are all emergency exits doors unlocked and available at all times when the premises are occupied?	Yes
8.11	Are all final exit doors checked (opened) on a regular basis? Are the outcomes recorded?	Yes
8.12	Is the door furniture provided appropriate for the purpose group of the premises i.e. public buildings, licensed premises etc.?	Yes
8.13	Are floor and stairway surfaces in good condition and free from slip and trip hazards?	Yes
8.14	Do all final exits lead to a place of safety?	Yes
8.15	Are external escape paths clear of obstructions?	Yes
Electronic Door Release Devices		
8.16	Are all escape doors free from electro-mechanical door locks devices?	Yes
8.17	Are all escape doors free from electro-magnetic door locks devices?	No
8.18	Where electronic/electrical door control devices are fitted do they meet the installation criteria given in BS 7273 Pt. 4 2015	Yes
8.19	Do entry control devices conform to the category of actuation for the purpose group that the particular premises/building currently operates within?	Yes
8.20	Is the emergency operation of the door lock stated by appropriate signage?	Yes
8.21	Have all persons in the assessment area received instructions on how the devices operate in the event of an emergency?	Yes




8.0 Escape: Finding(s)

Ref	SIGNIFICANT FINDINGS
	Observation
8.6	 <p>The above photograph was taken on the landing that provides access to the lift motor room and the roof. Items, some of which are combustible, have been left on the landing that may cause an obstruction and/or trip hazard and would place persons evacuating the premises at risk of harm.</p>
	Recommended Actions
8.6	<p>All items that have been left on the landing that provides access to the lift motor room and the roof should be removed. WCHG should check that contractors do not obstruct escape routes whilst onsite and leave their work area clear of all items once they have completed their works.</p>
Ref	RECOMMENDATIONS
	None.
Ref	COMMENTARY
8.5	 <p>The photograph above shows the top of the single stairway and the permanently open vent area of approximately 0.8m² required for smoke ventilation purposes. Although this is less than the required area of 1m², the door leading onto the balcony on the top floor can be opened to increase the ventilation. This arrangement is acceptable <u>at this time</u>.</p>
8.5, 8.10, 8.17	<p>WCHG have previously confirmed that all the electro-magnetic locks within the premises are linked to the Emergency Alert System and conform to BS 7273 part 4. See also Section 10 regarding the fire alarm.</p>
8.6	<p>Article 14 of the Regulatory Reform (Fire Safety) Order 2005 requires the responsible person to ensure that emergency routes and exits can be used as quickly and safely as possible.</p>
8.11	<p>Final exit doors are used regularly by residents and it can be reasonably expected that any fault would be reported.</p>
8.11, 8.17	<p>The electro-magnetic door lock release mechanisms are checked weekly. They are also serviced/tested every six months.</p>

9.0 The Confinement of Fire

9.1	Are all escape routes and compartments protected by fire resistant walls and doors where required?	No
9.2	Are all fire doors self-closing, kept locked shut where appropriate and in good condition?	No
9.3	Are all fire doors fitted with smoke seals and intumescent strips where required?	No
9.4	Do wall & ceiling linings meet the required surface spread of flame classes? e.g. Class O on escape routes	Yes
9.5	Have any breaches in the fire resistance (walls, floors and doors) been fire stopped with appropriate fire resisting materials?	Yes
9.6	Have there been any structural alterations within the past 12 months?	No
9.7	Were the requirements of the Building Regulations followed and a completion certificate issued?	N/A
9.8	Are all ducts fitted with effective fire dampers where required?	Yes
9.9	Are all fire exits underneath and within 1.8m horizontal or 9m vertically of any external escape stair, fire resisting and self-closing?	N/A
9.10	Is glazing within the above distances fire resisting and fixed shut?	N/A
9.11	Is there a procedure for all premises/areas to be checked at the end of a working period for potential fire hazards?	N/A
9.12	Are the premises free from risk posed by adjacent properties? (Uncontrolled fly tipping, overgrown vegetation or poor housekeeping)	Yes
9.13	Has the risk of external fire spread been considered? Consider external cladding, wall systems, external render and balconies.	Yes
9.14	Are there any other premises features or hazards that could affect fire development or spread?	Yes
9.15	Are the premises secure from any potential fire hazards outside susceptible to arson attack that could affect the building?	Yes
Automatic Hold Open Devices		
9.16	Are any fire doors fitted with automatic door release devices?	No
9.17	Are the devices fitted to any critical doors? e.g. onto stairs in a single staircase building	N/A
9.18	Is smoke detection provided within the area located near to the door release device? (Consider to L3 standard?)	N/A
9.19	Are all non-self-contained devices linked to the fire alarm system and released on actuation?	N/A
9.20	Are any self-contained, acoustically actuated door hold open devices fitted?	No
9.21	Are all devices tested regularly and the results recorded? (At least once a week)	N/A
9.22	Are all doors released at night or when the area is unoccupied?	N/A
9.23	Are all devices tested in accordance with the manufactures relevant standard to ensure satisfactory operation?	N/A

9.0 The Confinement of Fire: Finding(s)

Ref	SIGNIFICANT FINDINGS
	<p>Observation</p> <p>9.1-9.3 Following findings in previous Fire Risk Assessments, WCHG has investigated the composite construction of the flat entrance doors located in the premises. The investigations concluded that these doors do not meet the performance requirement in the Building Regulations guidance for fire resistance and smoke control from both sides. In response to this, they have produced a "Fire door Replacement Scheme" which takes into account the guidance provided in the Ministry of Housing, Communities & Local Government (MHCLG) advice note 20 dated January 2020. Our assessor has received confirmation of this scheme, which includes the following information:</p> <ul style="list-style-type: none"> • A pilot scheme is to be undertaken to ascertain actual onsite scenarios with differing structural openings. • The involvement of a third party fire engineer in the design of any fan light requirements where penetrations run through such as sprinklers and alarm cables etc. • The intention is to fit electronic data tags to each individual door to assist with the annual recording of maintenance regimes and any repairs made. <p>Where a flat entrance door is not self-closing or does not provide the relevant degree of fire resistance, a fire in a flat may prejudice the common means of escape as the doors may not form an effective barrier against the fire and the products of combustion placing relevant persons at risk of harm.</p> <p>Recommended Actions</p> <p>9.1-9.3</p> <ul style="list-style-type: none"> • As a priority: the "Fire door Replacement Scheme" should be implemented and completed in line with the estimated timescales taking into account MHCLG guidance. All documentation regarding the replacement of the flat entrance doors, including the certification for the doors, should be available for inspection by the enforcing authorities and for future fire risk assessment. • Any doors identified as damaged at any time should be immediately replaced/repared as appropriate. • As an interim, ensure all doors have a self-closing device installed. • If doors meet current test evidence and are certified as FD30s door assemblies conforming to BS476-22 (compatible door, frame, ironmongery, hardware etc) fitted with a positive-action self-closing device and installed in accordance with the manufacturer's instruction based on the original test specimen, then no further action is necessary. <p>Observation</p> <p>9.2-9.3 The following doors were found to be defective:</p> <ul style="list-style-type: none"> • The entrance door to Flat 62 has a piece of timber covering a damaged area. • The intumescent strips and cold smoke seals are missing from the right-hand leaf of the electric cupboard between Flats 40 and 41. • The door into the lift motor room is not provided with a self-closing device or a lock. <p>Where fire doors are incomplete, damaged or not self-closing/locked shut, they will not act as a barrier to prevent the passage of fire and the products of combustion from passing from one area to another, including the escape routes. This would place persons at risk of harm.</p> <p>Recommended Actions</p> <p>9.2-9.3 All the defective fire doors should be repaired or replaced. Where fire doors are to be replaced they should be replaced with new FD30s door assemblies conforming to BS 476-22 (compatible door, frame, ironmongery, hardware etc.) and where necessary be fitted with a positive-action self-closing device</p> <p>Observation</p> <p>9.5</p> <div style="display: flex; justify-content: space-around;">    </div> <p>1. Fire stopping was found to have been damaged or not carried out in a small number of locations.</p> <ol style="list-style-type: none"> 1. Around sprinkler pipework in the Community Room (Photo 1). 2. In the large cupboard inside the caretaker's "office" (Photo 2). 3. In the riser cupboards to Flats 10, 18 and 62 (Photo 3). <p>Where breaches in compartmentation have not been correctly fire stopped, they will allow the passage of fire and the products of combustion to spread from one area to another including the escape routes thereby placing persons at risk of harm.</p> <p>Recommended Actions</p> <p>9.5 All breaches in compartmentation should be fire stopped. The work should be carried out using materials that are suitable for the location where they are to be used and should provide the same fire resistance as the structure where they are to be used in accordance with BS 476. Following this assessment, WCHG were in the process of making arrangements to have the fire stopping completed.</p>

Observation

9.13 The previous Fire Risk Assessment highlighted an issue with the unknown external wall system (EWS), window panels and panels on all the balconies. The EN classification, material specification, insulation and fixing method were all unknown. Following the assessment, WCHG appointed consultants to assist in the identification of the fire risks associated with the EWS. A decision to replace the system and panels has been made. Arrangements are now underway with an expectation that work onsite will begin in October/November of this year. Where the external wall/structure can assist fire spread, it may place persons at risk of harm.

Recommended Actions

9.13 The arrangements that are in place to replace the EWS, window panels and panels on the balconies should be implemented in a timely manner. It is noted that the premises are provided with adequate compartmentation, sprinklers in the individual flats and other specified areas and an Emergency Alert System is available for use by the Fire and Rescue Service. The consultants employed by WCHG have not advised that any further fire safety measures should be introduced.

Observation

9.13 During this assessment, consideration was given as to the need for interim measures to be taken during the works to take place involving the external wall system, window panels and panels on all the balconies. The following fire safety measures are already in place:

1. During this Fire Risk Assessment, the escape routes, including the access lobbies to the flats, were clear of any items. See Section 8.6.
2. The compartmentation within the premises has been carried out by a third party accredited passive fire contractor. In addition, the contractor has carried out the first of the annual checks of the compartmentation that are now planned. During this fire risk assessment, no major defects in the compartmentation were identified. See Section 9.1/9.5.
3. All flat entrance doors are inspected annually and any repairs or replacements are carried out. See Section 9.2/9.3.
4. The Fire Alarm/Evacuation Alert System, which is monitored by an alarm receiving centre (ARC) will provide an early warning of fire and notification to the Fire and Rescue Service. It also has the facility for the Fire and Rescue Service to instigate a staged or full evacuation of the premises should it be required. See Section 10.0.
5. All the flats and ground floor plant areas have sprinkler protection. See Section 12.6.
6. Information regarding residents who may require assistance to evacuate the premises is kept secure off-site and will be immediately delivered to the premises by WCHG's Assure-24 service who are also informed of any fire alarm actuations by the ARC. See Section 7.3.

After considering MHCLG guidance in the publication Advice for Building Owners of Multi-storey, Multi-occupied residential Buildings, Section 11. Short-Term Interim Measures, it is the opinion of the assessor that the existing fire safety measures negate the need for any Interim Measures. However, although GMFRS are aware of the proposed works, there is a requirement for them to be consulted regarding the need for Interim Measures. Inadequate fire safety measures may place persons at risk of harm.

Recommended Actions

9.13 WCHG should provide GMFRS with a copy of this Fire Risk Assessment with particular reference to Section 9.13. They will then be able to form an opinion regarding the adequacy of existing fire safety measures and any need for Interim Measures.

Ref

RECOMMENDATIONS

None.


Ref	COMMENTARY
9.1-9.3	<p data-bbox="236 215 694 244">Determining the risk priority for fire doors</p> <p data-bbox="236 271 1401 322">WCHG have plans in place for a four year replacement programme for their flat entrance doors that are of composite construction and do not meet the Building Regulations performance requirements</p> <p data-bbox="236 349 1497 506">Ministry of Housing, Communities & Local Government (MHCLG) Consolidated Advice Note (issued January 2020) for housing providers where doorsets are made from other (not timber or metal) or composite materials and identified as unlikely to conform to test requirements. The guidance also states that when doors are identified for replacement the fire risk assessment ought to determine a risk based approach on how urgently such doors should be replaced within the particular building. A judgement is made based on the likelihood of a fire occurring, then spreading and the consequences affecting the relevant persons.</p> <ul data-bbox="272 555 1473 943" style="list-style-type: none"> • In making this judgement the following non-exhaustive list outlines some of the issues which have been considered: • The likelihood of a fire occurring in the common landing area and affecting the flat entrance door and subsequently the flat • The likelihood of a flat fire affecting the common area and thus adjacent flats prior to Fire and Rescue Service intervention • The condition and design of the existing flat entrance door (nominal smoke and fire resistance) • The internal layout of the flat (that may assist in fire/smoke containment) • The installation of smoke alarms within the flats • The installation of fire alarm in the common area • The floor height of the highest occupied flat • Alternative exit routes and their availability (escape windows, balcony or multiple stairs) • The size of the clients housing stock and competing priorities • The national picture regarding fire doors and their supply (Is it likely doors can be replaced on the suggested timescales?) • A risk comparison against general housing and high rise residential tower blocks. <p data-bbox="236 965 1477 1068">In the case of this residential building at the time of this fire risk assessment the overall risk is determined in Section 3 above, however the risk priority given to this significant finding taking into account all the relevant factors is a moderate risk meaning the outbreak of fire is unlikely and any consequences for harm are moderate. Whilst not presenting a serious risk the issue would detract from the overall impact on the fire safety provisions within the premises.</p> <p data-bbox="236 1095 1374 1144">To determine the timescale for door replacement, follow the flow chart in 'Appendix A' of 'Annex A - Assurance and Assessment of Fire Doors'</p>
9.1-9.3, 9.5, 9.13	<p data-bbox="236 1171 1497 1223">https://assets.publishing.service.gov.uk/government/uploads/system/uploads/attachment_data/file/859279/Annex_A_-_Assurance_and_Assessment_of_Fire_Doors_-_January_2020.pdf</p> <p data-bbox="236 1227 1497 1305">Article 8 of the Regulatory Reform (Fire Safety) Order 2005 requires the responsible person to take general fire precautions to ensure the safety of relevant persons. This includes measures to reduce the risk of fire on the premises and the risk of the spread of fire on the premises.</p>
9.1, 9.5	<p data-bbox="236 1310 1497 1435">It has been highlighted in previous Fire Risk Assessments, that compartmentation works have been carried throughout the premises by Allied Protection Ltd. They are an accredited passive fire protection contractor and they have provided WCHG with documentary/photographic evidence of their work. Following the installation of the fire alarm system, further fire stopping was required. This was carried out by Flame Hold Ltd, another accredited passive fire protection contractor who has also provided WCHG with documentary/photographic evidence of their work.</p> <p data-bbox="236 1440 1497 1496">Note. WCHG has implemented annual compartmentation inspections by an accredited passive fire protection contractor with the initial inspection being recently completed.</p>
9.1, 9.5, 9.8	<p data-bbox="236 1500 1497 1574">It has been confirmed during previous Fire Risk Assessments that the ventilation arrangements for the kitchens and bathrooms of the flats were located on the external wall onto the balcony and do not pass through any other compartmentation.</p>
9.2-9.3	<p data-bbox="236 1579 1198 1608">All the flat entrance doors are checked during the annual gas safety checks. The checks include:</p> <ul data-bbox="272 1624 1050 1751" style="list-style-type: none"> • confirming that they are fitted with a working self-closing device • confirming that they fully close into the rebate • confirming that they are fitted with intumescent strips and cold smoke seals • confirming that the door has not been damaged • confirming that any glazing in the door is fire resistant

9.13 The assessment by specialists should follow the process set out in the MHCLG Consolidated Advice Note. Note should be taken of diagram 1 of that document. This assessment should demonstrate how the external wall construction supports the overall intent of Requirement B4 (1) in Part B of Schedule 1 to the Building Regulations 2010, namely that “the external walls of the building shall adequately resist the spread of fire over the walls and from one building to another, having regard to the height, use and location of the building”. In this connection, the assessment should address this functional requirement (regardless of the height of the building) and not just the recommendations set out in guidance that supports the Regulations (e.g. Approved Document B under the Regulations). The assessment should not just comprise a statement of either compliance or non-compliance with the functional requirement or the guidance but should include a clear statement on the level of risk and its acceptability. This assessment by specialists should take into account a number of factors, including, but not necessarily limited to:

- The type of evacuation strategy used in the building, i.e. simultaneous, staged, phased or ‘stay put’ and the anticipated evacuation time should evacuation become necessary;
- Suitability of the facilities for fire fighting, including fire fighting access for the fire and rescue service;
- The construction of the external walls, including any cladding and its method of fixing;
- The presence, and appropriate specification, of cavity barriers;
- The height of the building;
- The vulnerability of residents;
- Exposure of external walls or cladding to an external fire;
- Fire protection measures within the building (e.g. compartmentation, automatic fire suppression, automatic fire detection);
- Apparent quality of construction, or presence of building defects;
- The combustibility of the building structure and the use of modern methods of construction, such as timber framing, CLT etc;
- The location of escape routes;
- The complexity of the building;
- The premises’ emergency plan including an assessment of the adequacy of any staffing levels for the type of evacuation method employed.

The assessment is likely to take account of information on any approval of the building (and alterations to the building) under the Building Regulations, and of information on external wall construction and any cladding available from the Responsible Person (e.g. in operation and maintenance manuals, or handed over for compliance with Regulation 38 of the Building Regulations). It is unlikely that an RICS EWS1 form will provide adequate assurance on its own.

9.14



In the bin room on the ground floor, the bin in use is located adjacent to a lid that has a fusible link and closes over the bin should a fire occur preventing fire and smoke spread up the chute. The fusible link is checked annually. The photographs above show the lid and an example of the bin hoppers located on each floor.

9.14

The lift motor room has permanently open vents.

10.0 Fire Alarm System

10.1	Is the premises provided with a fire alarm system?	Yes
10.2	Is it possible to define the alarm system category? (L1- L5 etc.)	Yes
10.3	Is the fire alarm or category suitable for the risk and premises type?	Yes
10.4	Does the system conform to standards appropriate to the purpose group for the premises/building use? i.e. BS 5839 Pt. 1 or BS 5839 Pt. 6 etc.	N/A
10.5	Are sufficient fire alarm call points and detectors provided?	Yes
10.6	Can the alarm be raised without placing anyone at risk?	Yes
10.7	Are all call points visible, unobstructed?	Yes
10.8	Are all fire alarm sounders of the same type, giving the same alarm signal? The signal should be distinct from all other alarms or signals in the workplace to avoid confusion.	Yes
10.9	Where required does the system have a voice alarm? i.e. large places of assembly	N/A
10.10	Can the alarm be heard throughout all areas of the premises?	N/A
10.11	Has a suitable fire zone plan been provided adjacent to the fire panel where necessary? i.e. complex premises or care homes	Yes
10.12	Is the alarm system under a regular maintenance programme by a qualified fire alarm engineer?	Yes
10.13	Are there systems in place to ensure the system is tested weekly from a different call point?	Yes
10.14	Are all fire alarm tests, faults and maintenance schedules recorded?	Yes

10.0 Fire Alarm System: Finding(s)

Ref	SIGNIFICANT FINDINGS
	Observation
10.12-10.13	Where additional break glass call points, alarm sounders and visible warnings have been installed in the lift motor room and/or on the roof, our assessor has been unable to confirm that they have been added to the testing and maintenance schedule. Should these devices not be tested and maintained in accordance with BS 5389 they may fail to work when required and thereby place persons at risk of harm.
	Recommended Actions
10.12-10.13	WCHG should confirm that any additional break glass call points, alarm sounders and visible warnings installed in the lift motor room and/or on the roof, have been added to the testing and maintenance schedule.

Ref	RECOMMENDATIONS
	None.

Ref	COMMENTARY
10.0	The common fire detection system is configured for the Fire and Rescue Service to also use it as an Emergency Alert System (EAS). One of the recommendations made in the Grenfell Tower Inquiry Phase 1 report published in October 2019 recommends; "that all high-rise residential buildings (both those already in existence and those built in the future) be equipped with facilities for use by the Fire and Rescue Services (FRS) enabling them to send an evacuation signal to the whole or a selected part of the building by means of sounders or similar devices" Such systems should be separate from any fire detection and warning system as recommended in BS 8629. The evacuation strategy has reverted to a stay-put strategy. The common area fire detection system is configured as a silent system under normal operating mode and the fire panel control and indicating equipment (CIE) is provided for use by the FRS for manually alerting individual or multiple floors to evacuate should the need arise during firefighting operations. On activation of a fire/smoke detector or call point within the common area, a signal is sent to the CIE in the entrance foyer and then transmitted to an offsite receiving centre where a call is made to the FRS for a response to the building. The system was configured following consultation with GMFRS. It is not in accordance with the recommendations of British Standard 8629:2019, Code of Practice for the Design, Installation, Commissioning and Maintenance of Evacuation Alert Systems for use by the Fire and Rescue Service in Buildings Containing flats.
10.1	WCHG has previously confirmed that each flat has been provided with a BS 5389 Pt 6 Grade D LD 1 system with smoke detection in the bedrooms, living areas, lobby areas and with a heat detector in the kitchen. This was confirmed in the three flats accessed by our assessor.
10.2, 10.12-10.14	The Bio-mass room has its own BS5389 Part 1 Category L5 system. This alarm is monitored but by a different ARC than the alarm in the residential block. The alarm is tested weekly and recoded by WCHG staff and the maintenance of the system is carried out by an approved contractor and is also recorded.
10.12-10.13	Article 8 of the Regulatory Reform (Fire Safety) Order 2005 requires the responsible person to take general fire precautions so far as reasonably practical.
10.12-10.14	The fire alarm system in the bio-mass room is tested weekly by WCHG facilities staff and maintained by an appointed contractor. The appropriate records are kept on-site and on WCHG's systems.
10.12-10.14	The emergency alert system is tested weekly by the staff from WCHG's Facilities Department. A record of the test is kept onsite and on WCHG's systems. The maintenance of the system is carried out by an approved contractor and is also recorded.

11.0 Emergency Escape Lighting

11.1	Has the provision of emergency lighting been considered? Working hours, windowless areas, open access areas>60m2, toilets>8m2.	Yes
11.2	Is emergency lighting provided in accordance with guidance relevant to the purpose group for the premises? (BS5266, ADB Table 9)	Yes
11.3	Does it illuminate escape routes, exits, corridors, hazards or obstructions, changes in floor level, signs, fire alarm call points and firefighting equipment?	Yes
11.4	Is the emergency lighting beyond the final exit adequate so that persons can reach a place of safety?	N/A
11.5	Are routine checks carried out in accordance with the appropriate standard to which the system conforms – i.e. daily, monthly, 6 monthly and annual checks?	Yes
11.6	Are records of maintenance kept?	Yes
11.7	Is normal lighting adequate and in working order?	Yes

11.0 Emergency Escape Lighting: Finding(s)

Ref	SIGNIFICANT FINDINGS
	None.
Ref	RECOMMENDATIONS
	None.
Ref	COMMENTARY
11.4	There is adequate borrowed light available for persons to reach a place of safety.
11.5-11.6	Monthly and annual checks are undertaken by a qualified engineer from the appointed contractor. A record of the checks is kept on WCHG systems.

12.0 Fire Fighting Equipment, Systems & Fixed Installations

12.1	Where appropriate are adequate numbers of fire extinguishers provided? Consider floor area, special risks, minimum travel distance of 30m.	Yes
12.2	Are the correct types of extinguishers provided for the risks?	Yes
12.3	Are all extinguishers installed and sited in accordance with current guidance?	Yes
12.4	Are appropriate checks carried out on a monthly basis?	Yes
12.5	Are all extinguishers serviced by a qualified engineer every 12 months?	Yes
Fixed Installations		
12.6	Are any fixed firefighting installations provided? (Sprinkler systems, local gas flooding etc.)	Yes
12.7	Are all systems fully operational and under a maintenance programme?	Yes
12.8	Are all security devices functional? (Sprinkler valves, wet & dry rising mains padlocked etc.)	Yes
12.9	Where sprinklers are fitted are all heads clear of obstructions (500mm clear of stock) and functional?	Yes
12.10	Are firefighting shafts with dry or wet mains provided?	No

12.0 Fire Fighting Equipment, Systems & Fixed Installations: Finding(s)

Ref	SIGNIFICANT FINDINGS
	Observation
12.6	Since the previous Fire Risk Assessment, two new lifts have been installed. WCHG have informed our assessor that one lift is a Firefighter's lift and that the second lift is a standard lift. The first lift does appear to be a Firefighter's lift but the standard of the second lift is unclear. As different types of lifts provide different levels of safety and control of the lift for fighters, it is important that the correct details are available. Firefighters using a lift that does not provide a perceived level of safety would be placed at risk of harm.
	Recommended Actions
12.6	The standard of the two lifts should be confirmed and the details should be available for the fire and rescue service to ensure that they are aware of the standard of both lifts. It should also be confirmed that the required testing and maintenance of the lifts are carried out. This may include weekly tests of the control equipment for firefighters.

Ref	RECOMMENDATIONS
	Observation
12.0	Information about the premises is displayed on wallboards in the ground floor lobby. This information includes plans of typical floors and sprinkler zones. In addition, information regarding the residents who would require assistance to evacuate is also available (see Section 7.3). Since the previous Fire Risk Assessment, the Fire Industry Association and the National Fire Chiefs Council have issued "Code of Practice for the Provision of Premises Information Boxes in Residential Buildings" to ensure that new legislation and the recommendations of the Grenfell Tower inquiry regarding information that is available to the fire service is available in a consistent format to assist at an incident, especially where vulnerable persons may be at risk. The information currently available to the fire service at an incident may not be adequate to meet the standards set out in the Code of Practice.
	Recommended Actions
12.0	It is recommended that WCHG should follow the FIA and NFCC code of practice and update the information available to firefighters as required consulting with the fire service where appropriate. The code of practice is available at the following link: http://www.fia.uk.com/news/fia-and-nfcc-s-new-code-of-practise-on-the-provision-of-premises-information-boxes-pibs-in-residential-buildings.html

Ref	COMMENTARY
12.1	There are no fire extinguishers within the common areas. It is not normally considered necessary to provide fire extinguishers or hose reels in the common parts of blocks of flats. Such equipment should only be used by those trained in its use. It is not considered appropriate or practicable for residents in a block of flats to receive such training. In addition, if a fire occurs in a flat, the provision of fire extinguishing appliances in the common parts might encourage the occupants of the flat to enter the common parts to obtain an appliance and return to their flat to fight the fire. Such a procedure is inappropriate.
12.1, 12.4-12.5	Fire extinguishers are provided in plant and staff areas. They are checked monthly and serviced annually by an approved contractor. They were last serviced in November 2020. Records are kept on WCHG systems.
12.6	Article 38 of the Regulatory Reform (Fire Safety) Order 2005 requires the responsible person to ensure the premises and any facilities equipment or devices provided in respect of the premises for use or the protection of firefighters are suitably maintained.
12.6	A BS 9251 sprinkler system has been installed. In each flat, there are concealed sprinkler heads located in the hallway, each bedroom, the lounge, any enclosed balcony and the kitchen. In addition, there are also sprinkler heads located in the ground floor plant areas. There are control valves for each floor located in a secure cupboard. A pump and water tank for the sprinkler system have been provided on the ground floor. The system is maintained and serviced by an approved contractor.
12.10	The dry rising main outlets are located on the half-landings of the protected stairway. The inlet is located adjacent to the main entrance. The dry rising main is both pressure tested and visually inspected annually with six months between the two visits. The tests and inspections are carried out by an approved contractor. WCHG has confirmed that the last pressure test took place on 13.10.20. Records are kept on WCHG systems.

13.0 Fire Safety Signs and Notices

13.1	Do signs indicate all final exits?	Yes
13.2	Can the final exit or a directional sign be identified from any position in the assessment area?	Yes
13.3	Are all signs in the correct position, suitably fixed and directional arrows correct? (Can the way out be found just by using signs alone?)	Yes
13.4	Are the signs the correct size for the areas where they are located?	Yes
13.5	In places of public assembly are all escape signs illuminated on maintained luminaires?	N/A
13.6	Are fire action notices displayed prominently and completed fully throughout the premises?	Yes
13.7	Are all fire action notices similar throughout the premises?	N/A
13.8	Does the content of the fire action notices reflect the actual procedure?	Yes
13.9	Where firefighting equipment or fire alarm call points are not clearly visible is their location highlighted by supporting signage?	Yes
13.10	Are all fire doors signed appropriate to their use i.e. Fire Door Keep Locked Shut, Fire Exit Keep Clear etc.?	Yes
13.11	Where required, are external fire assembly points signs prominently displayed?	N/A
13.12	Are "No Smoking" signs and procedures in place to ensure there is no smoking in work or public places? (The Smoke Free (Premises and Enforcement) Regulations 2006)	Yes
13.13	Are all signs legible and in good condition?	Yes
13.14	Do all signs comply with the EN 7010:2011 where necessary?	Yes

13.0 Fire Safety Signs and Notices: Finding(s)

Ref	SIGNIFICANT FINDINGS
	None.
Ref	RECOMMENDATIONS
	None.
Ref	COMMENTARY
13.0	"In the event of fire do not use his lift " notices have been provided on each landing adjacent to the lift.
13.0	As recommended in the previous Fire Risk, improved wayfinding signage has been provided.
13.6, 13.8	A current fire action notice is displayed in the entrance area. It includes the action to be taken should persons hear the Evacuation Alert System (EAS) alarm, which is under the control of the fire and rescue service.

14.0 General Fire Safety Procedures

14.1	Has the premises been free from reports of any fire related incidents within the past 12 months?	Yes
14.2	Has action been taken to avoid reoccurrence?	N/A
14.3	Has the premises been free of any fire alarm actuations within the past 12 months?	Not Known
14.4	Where necessary has any action been taken to prevent reoccurrence?	Yes
14.5	Have there been any incidents of deliberate ignition by employees or arson attacks?	No
14.6	Do all staff understand the need to report any potential fire hazards?	Yes
14.7	Has a person(s) been given the overall responsibility for fire safety related matters and management?	Yes
14.8	Have the fire service inspected the premises within the last 12 months?	Yes
14.9	Were any recommendations, enforcement or prohibition notices served?	No
14.10	Have all recommendations and notices been complied with?	N/A
14.11	Are all important documents that may affect business continuity stored in fire resisting containers?	N/A
14.12	Is adequate access provided for fire service vehicles in the event of an emergency?	Yes

14.0 General Fire Safety Procedures: Finding(s)

Ref	SIGNIFICANT FINDINGS
	None.
Ref	RECOMMENDATIONS
	None.
Ref	COMMENTARY
14.1-14.2	There have been no reports of fire that our consultant was made aware of and there was no evidence of any fires having occurred. Following any outbreak of fire affecting the common areas, the Fire Risk Assessment should be reviewed to identify if any further risk reduction measures are necessary.
14.3-14.4	All false, accidental and malicious actuations are recorded. System faults are corrected as soon as possible by the alarm contractor. Accidental and malicious actuations are passed to the Housing Manager who will arrange for the appropriate action to be taken.
14.7	The Chief Executive, Wythenshawe Community Housing Group, has the overall responsibility for fire safety related matters and management.
14.11	All important documents and data regarding the premises are stored off-site.
14.12	The Fire Service has been provided with access fobs for all WCHG high rise residential blocks.

15.0 Fire Safety Management

15.1	Are there an adequate number of competent persons and arrangements (under Article 18 of the RRFSO) in place to assist the responsible person in the management and implementation of the preventative and protective measures? (safety assistance)	Yes
15.2	Have all staff been trained in how to call the Fire Service, use of fire extinguishers, evacuation procedures and basic fire awareness?	Yes
15.3	Do all new employees receive basic fire procedure and induction training on the date of appointment?	Yes
15.4	Are records of fire safety training kept?	Yes
15.5	Are systems and procedures in place to control any new work, alterations or repairs to the premises, so that no fire hazards are introduced?	Yes
15.6	Is a "permit" to work procedure in place for contractors etc.?	Yes
15.7	Where an alterations notice is in force has the enforcing authority been informed prior to any significant changes being made?	N/A
Fire Marshals & Fire Plans		
15.8	Are fire marshals required to take charge of a fire incident and liaise with the Fire Service where required?	N/A
15.9	Is there a list of fire marshals displayed in all locations where required?	N/A
15.10	Are systems in place to provide identification for fire marshals during an emergency where required?	N/A
15.11	Has a suitable fire assembly point been designated? (i.e. free from traffic hazards, radiated heat and free movement away from the premises)	N/A
15.12	Do the premises require a fire plan in order to evacuate?	Yes
15.13	Are there clearly defined written procedures to be followed in the event of a fire in the form of an emergency plan?	Yes
15.14	Is a fire plan displayed throughout the premises where required?	N/A
15.15	Are there procedures for calling out key staff during fire related emergencies outside of normal working hours?	Yes

15.0 Fire Safety Management: Finding(s)

Ref	SIGNIFICANT FINDINGS
None.	
Ref	RECOMMENDATIONS
None.	
Ref	COMMENTARY
15.1	WCHG employs competent persons to carry out service and maintenance and all preventative and protective services.
15.2-15.4	WCHG have confirmed that adequate fire safety training is in place both for induction and repeat training for all staff that may work at the premises. Appropriate training records are kept by the HR Department.
15.5-15.6	WCHG have systems in place to control new work, repairs and alterations to ensure that no fire hazards are introduced into the premises. They also have a permit to work system in place for contractors.
15.15	There are "Out of hours" Emergency Procedures and Emergency Evacuation Procedures in place.

16.0 Fire Emergency Plan

16.1	Do the premises have a fire procedure/emergency plan and is it suitable for the numbers of staff and the processes carried on within the premises?	Yes
16.2	If the premises operates a "stay put" policy, is this suitable?	Yes
16.3	In multi-occupied buildings do all the fire /emergency plans complement each other?	N/A

16.0 Fire Emergency Plan: Finding(s)

Ref	SIGNIFICANT FINDINGS
	None.
Ref	RECOMMENDATIONS
	None.
Ref	COMMENTARY
16.1-16.2	The premises were constructed as purpose built flats complying with the Building Regulations in force at that time. They incorporate compartmentation between each flat and between the flats and the escape route and this supports a "stay put" policy. However, the comments in Section 9.0 should be noted and actioned where appropriate. WCHG have in place a "Stay safe" policy and have informed all the residents in their high rise residential buildings, via a newsletter, of the action, they should take on discovering a fire or on hearing the Evacuation Alert System when it is activated by the Fire and Rescue Service. WCHG has also produced a comprehensive fire action notice which includes the actions to be taken on discovering a fire or on hearing the Evacuation Alert System. This notice is displayed in the entrance area to the premises.

17.0 Risk Analysis, Priority Ratings and Fire Risk Ratings

Each action required has been given a priority rating of between 1 and 3 based upon the following:

Priority 1 (P1)	A serious breach of the Fire Safety Order which if not actioned would significantly increase the risk of fire or injury. Failure to reduce the risk could result in substantial injury to relevant persons. Actions or omissions of this nature would normally constitute an offence liable to enforcement or prosecution actions by the Fire Authority. The time scales given are normally short – from immediate up to one month
Examples include:	Blocked or locked fire exits, serious breaches of required fire resistance, ineffective fire doors, insufficient or complete failure of emergency lighting or fire alarm systems.
Priority 2 (P2)	A lesser breach of the Fire Safety Order which if not resolved would present a risk of fire or injury. Failure to reduce the risk could result in a moderate injury to relevant persons. Compliance may still be required to satisfy enforcing authorities but longer time scales are given, such as two months or longer.
Examples include:	Firefighting equipment missing or defective, minor defects to the fire alarm or emergency lighting systems.
Priority 3 (P3)	Poor practices or features that whilst not presenting a serious risk would detract from the overall impact on the fire safety provisions within the premises. Also includes provision or practices and features that are preferable over and above the minimum standards required under the Fire Safety Order. Time scales are variable. The acts or omissions would normally be tolerable but actions should still be implemented to reduce the risk level to a negligible level.
Examples include:	Logbooks not completed or up to date, fire extinguishers not wall mounted.

The fire risk assessment process involves an assessment of the likelihood of an event (generally outbreak of fire) combined with an assessment of the severity should the event be realised, the severity being classified as negligible, tolerable, moderate, substantial or intolerable. Each significant finding identified has been given an appropriate risk rating, which is then prioritised accordingly on the action plan.

Once all the significant findings have been identified the premises is given an overall risk rating based on the expert opinion, experience and training of the fire safety consultant conducting the assessment.

Definitions:	
Hazard:	An article, substance, machine, installation or situation with potential to cause harm, loss or both. A fire hazard is a hazard that has the potential to cause a fire or promote fire development and/or spread.
Risk:	A measure of the probability that the potential for harm or loss posed by the hazard will materialise, combined with the potential extent and severity of the harm and/or damage that may result.
Harm:	Physical injury, death, ill health, property and equipment damage and any form of associated loss, which could cause harm.
<p>To determine the risk rating two main areas are considered, the likelihood of an outbreak of fire and the potential for that outbreak to cause harm to persons, property and business continuity.</p> <p>The likelihood of fire outbreak is given a rating of highly unlikely, unlikely and likely, this is then multiplied by the harm potential rating of slight, moderate and serious harm.</p> <p>The level of fire risk is then quantified as negligible, tolerable, moderate, substantial or intolerable. The subjective risk rating is calculated and the risk level determined within the following parameters:</p>	
Negligible Risk	Where the combination of severity of harm and likelihood is very low and there is minimal risk to people's lives. The risk of a fire occurring is rare and the potential for fire spread is negligible, also where the overall fire safety management is of a high standard. No further action is normally required unless circumstances change. A reassessment should take place on the review date.
Tolerable Risk	Where the present systems, facilities or management procedures are reasonably satisfactory at the time of the assessment. Escape should be carried out unaided with effective fire safety management procedures in place. Possible minor actions may be required, with a reassessment being conducted at the review stage.
Moderate Risk	The present systems, facilities or management is unsatisfactory in some areas. Where a fire could occur and the available time needed to evacuate may be reduced by the speed of the development of fire, also where the reaction time of occupants may be slower because of the type of persons present e.g. sleeping, elderly or infirm or where there are large numbers of persons or complex escape routes. Remedial actions will be required with some control measures being implemented. A reassessment should be made once the control measures have been put in place.
Substantial Risk	Where the combination of severity and probability is high and urgent action must be taken to reduce the risk. Where a fire is likely or highly likely to occur and the spread of fire development would be such that the available escape time would be substantially reduced. Premises identified with substantial risk areas will normally require the provision of considerable resources in the form of equipment, training, information and management to mitigate the risks.
Intolerable Risk	Where the combination of severity and probability is such that extreme harm or death will occur and there is a real threat of an outbreak of fire. Action must be taken to immediately reduce the risk, ideally to a tolerable level. If this cannot be achieved, then consideration must be given to prohibiting or limiting the use of all or part of the premises until such risks can be reduced. Reassessment is required following implementation of the immediate or interim control measures.

The Probability of Fire depends on the number and nature of ignition sources, the extent of and any fire prevention measures and the nature and actions of the occupants. The Probability and Extent of Harm should a fire occur depends on the quality of the means of escape, number of storeys, complexity of the premises and mobility of the occupants.

Based upon the significant findings identified above, application of current fire safety codes and practice, experience and knowledge the following risk areas have been quantified.

FIRE RISK RATING MATRIX

LIKELIHOOD OF FIRE OUTBREAK	LIKELY CONSEQUENCES OF FIRE			
	Subjective Fire Risk Rating	Slight Harm	Moderate Harm	Serious Harm
	Highly Unlikely	Negligible Risk	Tolerable Risk	Moderate Risk
	Unlikely	Tolerable Risk	Moderate Risk	Substantial Risk
	Likely	Moderate Risk	Substantial Risk	Intolerable Risk

18.0 Summary of Findings

FRA Ref	Hazard or Defect	Action Required	Hazard Priority	Risk Rating	Action By	Review Date	Contractor Completed
8.6	Items have been left on the landing that provides access to the lift motor room and the roof.	All items have been left on the landing that provides access to the lift motor room and the roof should be removed.	P1	Moderate			
9.1-9.3	The flat entrance doors do not provide the required level of fire resistance.	The "Fire door Replacement Scheme" should be completed in line with the estimated timescales. All documentation regarding the replacement of the flat entrance doors, including the certification for the doors should be available for inspection by the enforcing authorities and for future fire risk assessments.	P1	Moderate			
9.2-9.3	A small number of fire doors were found to be defective.	All the defective doors should be repaired or replaced	P1	Moderate			
9.5	A small number of breaches in compartmentation have not been fire stopped or the fire stopping is damaged.	All breaches in compartmentation should be fire stopped.	P1	Moderate			
9.13	The EWS, window panels and panels on the balconies will not adequately resist the spread of fire.	The arrangements that are in place to replace EWS, window panels and the panels on the balconies should be implemented in a timely manner	P1	Moderate			
9.13	There is a requirement for GMFRS to be consulted regarding the need for Interim Measures.	WCHG should provide GMFRS with a copy of this Fire Risk Assessment with particular reference to Section 9.13. They will then be able to form an opinion regarding the adequacy of existing fire safety measures and any need for Interim Measures.	P1	Moderate			
10.12-10.13	Additional break glass points, alarm sounders and visible warnings installed in the lift motor room and/or on the roof, may not have been added to the testing and maintenance schedule.	WCHG should confirm that any additional break glass call points, alarm sounders and visible warnings installed in the lift motor room and/or on the roof, have been added to the testing and maintenance schedule	P1	Moderate			
12.6	The type of lifts installed since the previous assessment could not be confirmed.	See Significant Finding 12.0 P1 for the actions required.	P1	Moderate			

19.0 Recommendations

FRARef	Observation	Recommended Action	Risk Rating	Contractor Completed
7.3	Personal Emergency Evacuation Plans are currently not required in high rise general need blocks of flats.	YWCHG should consider the guidance in the current H.M. Government consultation for the preparation of Personal Emergency Evacuation Plans (PEEP) for residents who self identify that they are unable to self evacuate.	Moderate	
12.0	The information currently available to the fire service at an incident may not be adequate to meet the standards set out in the FIA and NFCC Code of Practice.	It is recommended that WCHG should follow the FIA and NFCC code of practice and update the information available to firefighters as required consulting with the fire service where appropriate.	Moderate	

The recommendations above are issues which have been observed by the Total Fire Group Ltd Consultant and which in their opinion do not constitute a breach of the Regulatory Reform (Fire Safety) Order 2005 which deals with life safety in relation to all relevant persons. The recommendations are designed to assist the responsible person in identify areas where the required life safety systems are showing signs of deterioration, fair wear and tear etc. so that the business can budget for future replacements, repairs etc. In addition, there may be areas where the consultant believes the business is vulnerable from fire in terms of property protection or business continuity and therefore has included recommendations for the client to consider or investigate further.

IT IS FOR THE RESPONSIBLE PERSON TO DETERMINE WHETHER THE USE OF THE PREMISES, THE NATURE OF THE OCCUPANTS, THE PROPERTY PROTECTION, DAY TO DAY OPERATIONS AND THE FIRE SAFETY MANAGEMENT WOULD BE ENHANCED BY THE IMPLEMENTATION OF ANY RECOMMENDATIONS. THEY DO NOT CONSTITUTE A SIGNIFICANT FINDING.

20.0 Commentaries

FRARef	Observation	Recommended Action	Risk Rating	Contractor Completed
THERE WERE NO COMMENTARIES.				